


Commercial Pump **SE SERIES**

FOR HEAVY DUTY APPLICATIONS

EFFICIENCY UP TO 89%

For fresh water commercial pools



Product Features

1. Cast iron body with AISI-304 stainless basket
2. Optional AISI-304 stainless steel or cast iron impellers depending on requirement.
3. Asynchronous, two-pole motor
4. Class insulation: 130(B)
5. IPX5 Waterproof standard
6. Built-in thermal protection
7. Overload protection
8. Available in 380V/50Hz
9. Testing Pressure 50PSI (3.5 Bar)
10. Basket Volume 5 litres

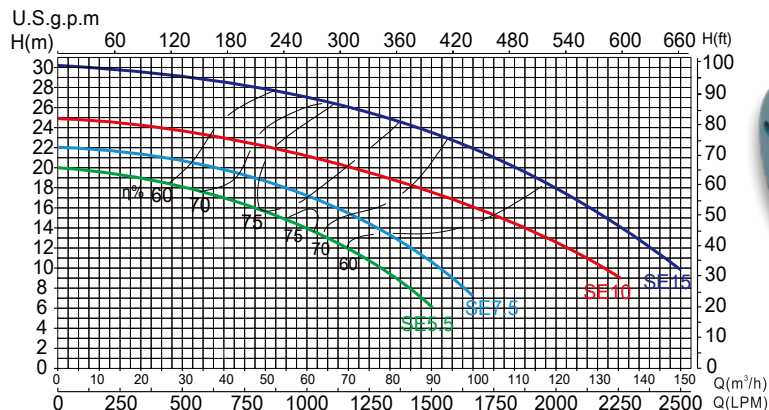


Pool & Spa Equipment


www.emauxgroup.com

SE Series Commercial Pump

Technical Information:

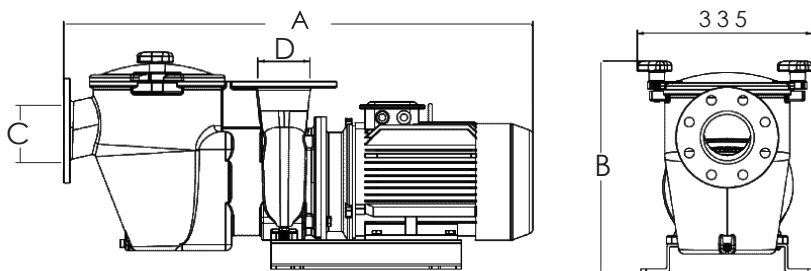


Remark: The performance curve above is for 50Hz, 2850rpm models



AISI-304 Stainless Steel Impeller

Product Information and Dimensions:



SE Commercial Pump is designed for large swimming pools, spa pools and water features

Model 50Hz	Input (kW)	Current (AMP)	Noise (dB)	Head (m)					
				8	10	12	14	16	18
SE5.5	4.70	7	72	65	55	42.5	25	--	--
SE7.5	6.40	9	76	77.5	71	62.5	52.5	40	20
SE10	8.60	14	75	111.5	104	97	85	75	55
SE15	12.40	18	78	137.5	132.5	126.5	120	110	101

Code 380V/50Hz	Model	Connection Size	Horsepower	Output power (kW)	Voltage	Weight (kg)	A mm	B mm	C mm	D mm
88026816	SE5.5	3" / 90mm	5.5hp	4.0	380-420	95	860	415	DN80	DN80
88026811	SE7.5	3" / 90mm	7.5hp	5.5	380-420	100	860	415	DN80	DN80
88026812	SE10	4" / 110mm	10hp	7.5	380-420	118	915	445	DN100	DN100
88026813	SE15	4" / 110mm	15hp	11.0	380-420	130	945	445	DN100	DN100

EMAUX WATER TECHNOLOGY CO., LTD

ADDRESS: Flat A-D, 20/F., Kai Bo 22, 22 Wing Kin Road,
Kwai Chung, Hong Kong
PHONE +852 2832 9880
www.emauxgroup.com

Pool & Spa Equipment

YOUR PREMIER SUPPLIER

Available from:

ALL SPECIFICATIONS ARE SUBJECT TO CHANGE WITHOUT NOTICE
© 2021 EMAUX WATER TECHNOLOGY CO., LTD. ALL RIGHTS RESERVED.